

DOC ID 514567

ACCEPTED
FOR REGISTRATION

04/23/2008

New York State Department
of Environmental Conservation
Division of Solid & Hazardous Materials
Pesticide Product Registration


Imida E-Pro 2 F

T&O Insecticide

Imida E-Pro 2 F – T&O Insecticide
contains imidacloprid, the active
ingredient used in Marathon® and Merit®.

**Systemic and foliar insect control in turfgrass, on fruit and nut trees, on ornamental
and vegetable plants in greenhouses, nurseries and interior landscapes**

ACTIVE INGREDIENT:

Imidacloprid: 1-[[6-Chloro-3-pyridinyl)methyl]-N-nitro-2-imidazolidinimine 21.4%

OTHER INGREDIENTS: 78.6%

TOTAL: 100.0%

Contains 2 pounds of imidacloprid per gallon.

KEEP OUT OF REACH OF CHILDREN CAUTION

PRECAUCION AL USUARIO: Si usted no puede leer o entender inglés,
no use este producto hasta que la etiqueta le haya sido explicada ampliamente.

(TO THE USER: If you cannot read or understand English,
do not use this product until the label has been fully explained to you.)

**See inside label booklet
for FIRST AID and additional PRECAUTIONARY STATEMENTS**

Classified for
“RESTRICTED USE”
in New York State
under 6NYCRR Part 326

EPA Reg. No. 81959-22

EPA Est. No. indicated by the 8th digit
of the batch number on this package.

(A) = 4-NY-001; (C) = 5905-GA-001;

(F) = 53883-TX-002; (G) = 67545-AZ-001;

(M) = 51036-GA-001; (P) = 34704-MS-001

Manufactured for:
Etigra, LLC
2214 Hwy 44 West
Inverness, FL 34453



ETIGRA®

JOB #33549



FIRST AID	
If swallowed:	<ul style="list-style-type: none"> • Call a poison control center or doctor immediately for treatment advice. • Have person sip a glass of water if able to swallow. • Do not induce vomiting unless told to do so by the poison control center or doctor. • Do not give anything by mouth to an unconscious person.
If inhaled:	<ul style="list-style-type: none"> • Move person to fresh air. • If person is not breathing, call 911 or an ambulance, then give artificial respiration, preferably by mouth-to-mouth, if possible.
If on skin or clothing:	<ul style="list-style-type: none"> • Take off contaminated clothing. • Rinse skin immediately with plenty of water for 15-20 minutes. • Call a poison control center or doctor for treatment advice.
If in eyes:	<ul style="list-style-type: none"> • Hold eye open and rinse slowly and gently with water for 15-20 minutes. • Remove contact lenses, if present, after the first 5 minutes, then continue rinsing eye. • Call a poison control center or doctor for treatment advice.
HOT LINE NUMBER	
Have the product container or label with you when calling a poison control center or doctor, or going for treatment. You may also contact 1-800-424-9300 for emergency medical treatment information.	
NOTE TO PHYSICIAN	
No specific antidote is available. Treat the patient symptomatically.	

**PRECAUTIONARY STATEMENTS
HAZARDS TO HUMANS AND DOMESTIC ANIMALS
CAUTION**

Harmful if swallowed, inhaled, or absorbed through skin. Avoid contact with skin, eyes, or clothing. Wash thoroughly with soap and water after handling. Remove contaminated clothing and wash before reuse. Keep children or pets away from treated area until dry.

PERSONAL PROTECTIVE EQUIPMENT (PPE)

Applicators and other handlers must wear:

- Long-sleeved shirt and long pants
- Chemical-resistant gloves made of any waterproof material such as barrier laminate, butyl rubber, nitrile rubber, neoprene rubber, natural rubber, polyethylene, polyvinylchloride (PVC) or viton
- Shoes plus socks
- Protective eyewear when working in a non-ventilated space

Follow manufacturer's instructions for cleaning/maintaining PPE. If instructions for washables do not exist, use detergent and hot water. Keep and wash PPE separately from other laundry.

ENGINEERING CONTROLS STATEMENTS

When handlers use closed systems, enclosed cabs, or aircraft in a manner that meets the requirements listed in the Worker Protection Standard (WPS) for agricultural pesticides [40 CFR 170.240 (d)(4-6)], the handler PPE requirements may be reduced or modified as specified in the WPS.

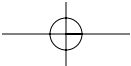
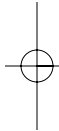
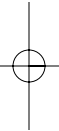
USER SAFETY RECOMMENDATIONS

Users should:

- Wash hands before eating, drinking, chewing gum, using tobacco or using the toilet.
- Remove clothing immediately if pesticide gets inside. Then wash thoroughly and put on clean clothing.
- Remove PPE immediately after handling this product. Wash the outside of gloves before removing. As soon as possible, wash thoroughly and change into clean clothing.

ENVIRONMENTAL HAZARDS

This product is highly toxic to aquatic invertebrates. Do not apply directly to water, or to areas where surface water is present or to intertidal areas below the mean high water mark. Do not contaminate water when disposing of equipment washwaters.



This product is highly toxic to bees exposed to direct treatment or residues on the foliage of blooming crops or weeds. Do not apply this product or allow it to drift to blooming crops or weeds if bees are visiting the treatment area.

This product is toxic to wildlife.

This chemical demonstrates the properties and characteristics associated with chemicals detected in groundwater. The use of this chemical in areas where soils are permeable, particularly where the water table is shallow, may result in groundwater contamination.

DIRECTIONS FOR USE

It is a violation of Federal law to use this product in a manner inconsistent with its labeling. Do not apply this product in a way that will contact workers or other persons, either directly or through drift. Only protected handlers may be in the area during application. For any requirements specific to your State or Tribe, consult the agency responsible for pesticide regulation.

Do NOT formulate this product into other end-use products.

AGRICULTURAL USE REQUIREMENTS

Use this product only in accordance with its labeling and with the Worker Protection Standard, 40 CFR part 170. This Standard contains requirements for the protection of agricultural workers on farms, forests, nurseries, and greenhouses, and handlers of agricultural pesticides. It contains requirements for training, decontamination, notification, and emergency assistance. It also contains specific instructions and exceptions pertaining to the statements on this label about personal protective equipment (PPE) and restricted-entry interval. The requirements in this box only apply to uses of this product that are covered by the Worker Protection Standard.

Do not enter or allow worker entry into treated areas during the restricted-entry interval (REI) of 12 hours.

Exception: If the product is soil-injected or soil-incorporated, the Worker Protection Standard, under certain circumstances, allows workers to enter the treated area if there will be no contact with anything that has been treated.

PPE required for early entry to treated areas that is permitted under the Worker Protection Standard and that involves contact with anything that has been treated, such as plants, soil, or water is:

- Coveralls
- Chemical-resistant gloves made of any waterproof material such as barrier laminate, butyl rubber, nitrile rubber, neoprene rubber, natural rubber, polyethylene, polyvinylchloride (PVC) or viton
- Shoes plus socks

NON-AGRICULTURAL USE REQUIREMENTS

The requirements in this box apply to uses of this product that are NOT within the scope of the Worker Protection Standard for agricultural pesticides (40 CFR part 170). The WPS applies when this product is used to produce agricultural plants on farms, forests, nurseries and greenhouses.

Keep children and pets off treated areas until dry.

OBSERVE THE FOLLOWING PRECAUTIONS WHEN MIXING AND APPLYING IN THE VICINITY OF AQUATIC AREAS SUCH AS LAKES, RESERVOIRS, RIVERS, PERMANENT STREAMS, MARSHES OR NATURAL PONDS, ESTUARIES AND COMMERCIAL FISH PONDS.

RUNOFF MANAGEMENT

Do not cultivate within 10 feet of the aquatic areas to allow growth of vegetative filter strip. When used on erodible soils, best management practices for minimizing runoff should be employed. Consult your local Natural Resources Conservation Service for recommendations in your use area.

ENDANGERED SPECIES NOTICE

Under the Endangered Species Act, it is a Federal Offense to use any pesticide in a manner that results in the death of a member of an endangered species. Consult your local county bulletin, County Extension Agent, or Pesticide State Lead Agency for information concerning endangered species in your area.

RESISTANCE MANAGEMENT

Some insects are known to develop resistance to insecticides after repeated use. As with any insecticide, the use of this product should conform to resistance management strategies established for the use area.

Imida E-Pro 2F-T&O Insecticide contains a Group 4A insecticide called imidacloprid. Insect biotypes with acquired or inherent tolerance to group 4A products may eventually dominate the insect population if Group 4A products are used repeatedly as the predominant method of control for targeted species. This may eventually result in partial or total loss of control of those species by Imida E-Pro 2F-T&O Insecticide and to other Group 4A products.

The active ingredient in Imida E-Pro 2F-T&O Insecticide is a member of the neonicotinoid chemical group. Avoid using a block of more than three consecutive applications of Imida E-Pro 2F-T&O Insecticide and/or other Group 4A products having the same or similar mode of action. Following a neonicotinoid block of treatments, Etigra, LLC strongly encourages the rotation to a block of applications with effective products of a different mode before using additional applications of neonicotinoid products. Using a block rotation or windowed approach, along with other IPM practices, is considered an effective use strategy for preventing or delaying an insect pest's ability to develop resistance to this class of chemistry.

Foliar applications of Imida E-Pro 2F-T&O Insecticide or other Group 4A products from the neonicotinoid chemical class should not be used on crops previously treated with long-residual, soil-applied products from the neonicotinoid chemical class.

Other Group 4A, neonicotinoid products used as foliar treatments include: Actara®, Assail®, Calypso®, Centric®, Intruder™, Leverage® and Trimax™. Other 4A Group, neonicotinoid products used as soil treatment include: Admire® and Platinum®.

Contact your local extension specialist, certified crop advisor and/or product manufacturer for additional insect resistance management recommendations. Also, for more information on Insect Resistance Management (IRM), visit the Insecticide Resistance Action Committee (IRAC) on the web at <http://irac-online.org/>.

GENERAL INFORMATION

Thorough uniform coverage is necessary to achieve optimal control. A spray adjuvant may be used to improve coverage. Imida E-Pro 2 F – T&O Insecticide may not knockdown established and heavy insect populations. Two applications may be required to achieve control; retreat if needed and as directed on this label. Imida E-Pro 2 F – T&O Insecticide may be tank mixed with other insecticides as recommended for knockdown of pests or for improved control of other pests.

Rotational Crops

As soon as practical following the last application, treated areas may be replanted with any crop specified on an imidacloprid label, or any crop for which a tolerance exists for the active ingredient. For crops not listed on an imidacloprid label, or for crops for which no tolerances for the active ingredient have been established, a 12-month plant-back interval should be observed. NOTE: Cover crops for soil building or erosion control may be planted at any time, but do not graze or harvest for food or feed.

Immediate Plant-back:

All crops on this label plus the following crops not on this label: barley, canola, corn (field, sweet and pop), rapeseed, sorghum, sugar beet and wheat.

30-Day Plant-back:

Cereals (including buckwheat, millet, oats, rice, rye and triticale), soybeans and safflower

12-Month Plant-back:

All other crops

MIXING INSTRUCTIONS

To prepare the application mixture, add a portion of the required amount of water to the spray tank, begin agitation, and add the Imida E-Pro 2 F – T&O Insecticide. Complete filling tank with the balance of water needed. Be sure to maintain agitation during both mixing and application.

Imida E-Pro 2 F – T&O Insecticide may also be used with other pesticides and/or fertilizer solutions; refer to the **Compatibility Note** below. When tank mixtures of Imida E-Pro 2 F – T&O Insecticide and other pesticides are involved, prepare the tank mixture as recommended above and follow the suggested Mixing Order below.

Mixing Order

When pesticide mixtures are needed, add wettable powders first, Imida E-Pro 2 F – T&O Insecticide or other flowables second, and emulsifiable concentrates last. Ensure good agitation as each component is added and do not add an additional component until the previous is thoroughly mixed. A fertilizer/pesticide compatibility agent may be needed if a fertilizer solution is to be added to the mixture. Be sure to maintain constant agitation during both mixing and application to ensure uniformity of spray mixture.

Compatibility Note

Before adding Imida E-Pro 2 F – T&O Insecticide to the spray or mix tank, the compatibility of the intended tank mixture should be checked using the following test:

- 1) Add proportionate amount of each ingredient in the appropriate order to a pint or a quart jar;
- 2) Cap and shake for 5 minutes;
- 3) Let set for 5 minutes.

Poor mixing or formation of precipitates that do not readily re-disperse indicates an incompatible mixture that should not be used. For further information, contact your local Etigra, LLC representative.

APPLICATION INSTRUCTIONS

Imida E-Pro 2 F – T&O Insecticide should be applied as a directed or broadcast foliar spray using properly calibrated ground application equipment as allowed in the specific recommended application section. For optimum insecticidal efficacy, thorough coverage of all target foliage *without runoff* is necessary. To obtain thorough coverage use adequate spray volumes, properly calibrated application equipment and a spray adjuvant if necessary. Failure to provide adequate coverage and retention of Imida E-Pro 2 F – T&O Insecticide on leaves and fruit, if present, may result in loss of insect control or delay in onset of activity. Imida E-Pro 2 F – T&O Insecticide may also be applied by chemigation [see APPLICATION THROUGH IRRIGATION SYSTEMS (CHEMIGATION) section below] if allowed in the specific recommended application section.

SPRAY DRIFT MANAGEMENT

The interaction of many equipment and weather related factors determine the potential for spray drift. The applicator is responsible for considering all of these factors when making application decisions. Avoiding spray drift is the responsibility of the applicator.

Mixing and Loading Requirements

To avoid potential contamination of groundwater, the use of a properly designed and maintained containment pad for mixing and loading of any pesticide into application equipment is recommended. If containment pad is not used, maintain a minimum distance of 25 feet between mixing and loading areas and potential surface to groundwater conduits such as field sumps, uncased well heads, sinkholes, or field drains.

Importance of Droplet Size

An important factor influencing drift is droplet size. Small droplets (<150-200 microns) drift to a greater extent than large droplets. Within typical equipment specifications, applications should be made to deliver the largest droplet spectrum that provides sufficient control and coverage. Formation of very small droplets may be minimized by appropriate nozzle selection.

Wind Speed Restrictions

Drift potential increases at wind speeds of less than 3 mph (due to inversion potential) or more than 10 mph. However, many factors, including droplet size, canopy and equipment specifications determine drift potential at any given wind speed. Do not apply when winds are greater than 15 mph and avoid gusty and windless conditions. Risk of exposure to sensitive aquatic areas can be reduced by avoiding applications when wind direction is toward the aquatic area.

Restrictions During Temperature Inversions

Because the potential for spray drift is high during temperature inversions, do NOT make ground applications during temperature inversions. Temperature inversions restrict vertical air mixing, which causes small suspended droplets to remain close to the ground and move laterally in a concentrated cloud. Temperature inversions are characterized by increasing temperature with altitude and are common on nights with limited cloud cover and light to no wind. They begin to form as the sun sets and often continue into the morning. Their presence can be indicated by ground fog; however if fog is not present, inversions can also be identified by the movement of smoke from a ground source. Smoke that layers and moves laterally in a concentrated cloud (under low wind conditions) indicates an inversion, while smoke that moves upward and rapidly dissipates indicates good vertical mixing.

No-Spray Zone Requirements for Foliar Applications

Do not apply by ground within 25 feet of lakes; reservoirs; rivers; permanent streams, marshes or natural ponds; estuaries and commercial fish farm ponds.

APPLICATION THROUGH IRRIGATION SYSTEMS (CHEMIGATION)

Imida E-Pro 2 F – T&O Insecticide may be applied at rates recommended on this label either alone or in tank mixture with other pesticides and chemicals registered for application through irrigation systems. The normal dilution ratio is 1:100 to 1:200, depending on the system. Always meter the product into the irrigation water during the first part of the irrigation cycle. The product may be mixed separately prior to injection. Agitation may be necessary if the mixture is allowed to stand more than 24 hours.

- Do NOT connect an irrigation system (including greenhouse systems) used for pesticide application to a public water system unless the pesticide label-prescribed safety devices for public water systems are in place.
- Apply Imida E-Pro 2 F – T&O Insecticide only through micro-irrigation (individual spaghetti tube), drip irrigation, overhead irrigation, and ebb and flood or hand-held or motorized calibrated irrigation equipment and only as recommended in the specific directions. **Do not apply this product through any other type of irrigation system.** Crop injury or lack of effectiveness can result from non-uniform distribution of treated water.
- Be sure to remove scale, pesticide residue and other foreign matter from the tank and entire irrigation system prior to application.
- A person knowledgeable of the chemigation system and responsible for its operation, or a person who is under the supervision of the responsible person, shall shut the system down and make necessary adjustments should the need arise.
- If you have any questions about calibration, you should contact State Extension Service specialists, equipment manufacturers or other experts.

SAFETY DEVICES FOR IRRIGATION SYSTEMS CONNECTED TO PUBLIC WATER SUPPLIES:

If the source of water for your irrigation system is a public water supply, follow the instructions below.

1. Public water system means a system for the provision to the public of piped water for human consumption if such system has at least 15 service connections or regularly serves an average of at least 25 individuals daily at least 60 days out of the year.
2. Chemigation systems connected to public water systems must contain a functional, reduced-pressure zone, backflow preventer (RPZ) or the functional equivalent in the water supply line upstream from the point of pesticide introduction. As an option to the RPZ, water from the public water system should be discharged into a reservoir tank prior to pesticide introduction. There shall be a complete physical break (air gap) between the outlet end of the fill pipe and the top or overflow rim of the reservoir tank of at least twice the inside diameter of the fill pipe.
3. The pesticide injection pipeline must contain a functional, automatic, quick-closing check valve to prevent the flow of fluid back toward the injection pump.
4. The pesticide injection pipeline must contain a functional, normally closed, solenoid-operated valve located on the intake side of the injection pump and connected to the system interlock to prevent fluid from being withdrawn from the supply tank when the irrigation system is either automatically or manually shut down.
5. The system must contain functional interlocking controls to automatically shut off the pesticide injection pump when the water pump motor stops, or in cases where there is no water pump, when the water pressure decreases to the point where pesticide distribution is adversely affected.
6. Systems must use a metering pump, such as a positive displacement injection pump (e.g. diaphragm pump) effectively designed and constructed of materials that are compatible with pesticides and capable of being fitted with a system interlock.
7. Do not apply when wind speed favors drift beyond the area intended for treatment.

SAFETY DEVICES FOR IRRIGATION SYSTEMS NOT CONNECTED TO A PUBLIC WATER SUPPLY:

1. The system must contain a functional check valve, vacuum relief valve and low pressure drain appropriately located on the irrigation pipeline to prevent water source contamination from backflow.
2. The pesticide injection pipeline must contain a functional, automatic, quick-closing check valve to prevent the flow of fluid back toward the injection pump.
3. The pesticide injection pipeline must also contain a functional normally closed solenoid-operated valve located on the intake side of the injection pump and connected to the system interlock to prevent fluid from being withdrawn from the supply tank when the irrigation system is either automatically or manually shut down.
4. The system must contain functional interlocking controls to automatically shut off the pesticide injection pump when the water pump motor stops.
5. The irrigation line or water pump must include a functional pressure switch which will stop the water pump motor when the water pressure decreases to the point where the pesticide distribution is adversely affected.
6. Systems must use a metering pump such as a positive displacement injection pump (e.g. diaphragm pump) effectively designed and constructed of materials that are compatible with pesticides and capable of being fitted with a system interlock.
7. Do not apply when wind speed favors drift beyond the area intended for treatment.

Water Volume

Imida E-Pro 2 F – T&O Insecticide chemigation application should be made as concentrated as possible. Retention of Imida E-Pro 2 F – T&O Insecticide on target site of insect infestation is necessary for optimum activity. Chemigation of Imida E-Pro 2 F – T&O Insecticide in water volumes exceeding 0.10 inches/acre are not recommended.

Uniform Water Distribution and System Calibration

The irrigation system must provide uniform distribution of treated water. Crop injury, lack of effectiveness, or illegal pesticide residues in the crop can result from non-uniform distribution of treated water. The system must be calibrated to uniformly apply the rates specified. If you have questions about calibration, you should contact State Extension Service specialists, equipment manufacturers or other experts.

Chemigation Monitoring

A person knowledgeable of the chemigation system and responsible for its operation, or under the supervision of the responsible person, shall shut the system down and make necessary adjustments should the need arise.

Drift

Do not apply when the wind favors drift beyond the area intended for treatment.

APPLICATION TO GRASSY AREAS IN NURSERIES

Imida E-Pro 2 F – T&O Insecticide will control soil-inhabiting pests in grassy areas in or around nurseries such as under or around field or container grown plants, on roadways or other grassy areas. The need for an application can be based on historical monitoring of the site, previous records or experiences, current season adult trapping or other methods. Applications may be made preceding the egg laying activity of the target pests and high levels of control may be achieved when applications are made preceding or during the egg laying period. For best results, make applications prior to egg hatch of the target pests, followed by sufficient irrigation or rainfall to move the active ingredient through the thatch.

Use Precautions:

- Applications must NOT exceed a total of 1.6 pt. (0.4 lb. of active ingredient) per acre per year.
- Applications should NOT be made when grassy areas are waterlogged or the soil is saturated with water because adequate distribution of the active ingredient cannot be achieved when these conditions exist.
- The treated grassy area must be in such a condition that the rainfall or irrigation will penetrate vertically in the soil profile.
- Avoid mowing treated areas until after sufficient rainfall or irrigation has occurred in order to maintain the uniformity of the application.
- Do NOT graze treated areas or use clippings from treated areas for feed or forage.
- Do NOT apply Imida E-Pro 2 F – T&O Insecticide to soils that are waterlogged or saturated and avoid runoff or puddling of irrigation water following application.
- Do NOT allow leachate to run out for the first 10 days after application or reduced efficacy may result.

Application Instructions:

Apply Imida E-Pro 2 F – T&O Insecticide in sufficient water to provide adequate distribution in the treated area. Use of accurately calibrated equipment normally used for soil application of insecticides is required. Use equipment which will produce a uniform, coarse droplet spray, using a low pressure setting to eliminate off-target drift. Check calibration periodically to ensure that equipment is working properly.

Pest	Fluid Ounces per 1000 sq. ft.	Fluid Ounces per Acre	Specific Instructions
Annual bluegrass weevil Asiatic garden beetle Billbugs Black turfgrass atenioides Cutworms† European chafer Green June beetle Japanese beetle Northern masked chafer Oriental beetle <i>Phyllophaga</i> spp. Southern masked chafer	0.45 – 0.6 (13 to 17 mL)	19.2 – 25.6	Billbugs and annual bluegrass weevil: For best results make applications prior to egg hatch of the target pest. Chinchbugs: Make applications prior to the hatching of the first instar nymphs. Mole crickets: Make applications prior to or during the peak egg hatching period. When adults or large nymphs are present and actively tunneling, Imida E-Pro 2 F – T&O Insecticide should be accompanied by a curative insecticide. NOTE: For best results, the active ingredient must be moved through the thatch by irrigation or rainfall occurring within 24 hours after application.
Chinchbugs† Mole crickets	0.57 (17 mL)	25.6	

† Suppression only.

APPLICATION TO ORNAMENTALS AND VEGETABLE PLANTS

Imida E-Pro 2 F – T&O Insecticide is a systemic insecticide that may be applied to ornamental and vegetable plants and interior plantscapes. The insecticide is translocated upward into the plant system and for best results must be placed where the growing portions of the target plant can absorb the active ingredient. When applicable, adding a fertilizer containing nitrogen into the spray solution may enhance plant uptake of Imida E-Pro 2 F – T&O Insecticide.

Woody Perennials:

Protection in woody perennials is slower than in herbaceous species and a delay of 2 or more weeks should be expected, with longer delays for larger plants. Because of this, applications to woody perennials should be made well in advance of expected insect activity.

Bark Media:

Imida E-Pro 2 F – T&O Insecticide treatments to media with 30 – 50% or more bark content may confer a shorter period of protection.

Use Precautions:

- Cover crops for soil building or erosion control may be planted at any time, but DO NOT graze or harvest for food or feed. DO NOT graze treated areas or use clippings from treated areas for feed or forage.
- Do NOT apply Imida E-Pro 2 F – T&O Insecticide to soils that are waterlogged or saturated and avoid runoff or puddling of irrigation water following application.
- Do NOT allow leachate to run out for the first 10 days after application or reduced efficacy may result.
- Do NOT exceed a total of 1.6 pt./Acre per year (0.4 lb. AI/A).

FOLIAR AND BROADCAST APPLICATIONS

Imida E-Pro 2 F – T&O Insecticide may be applied as a broadcast or foliar application to trees (including non-bearing fruit and nut trees), shrubs, evergreens, flowers, foliage plants, groundcovers, interior plantscapes and vegetable plants intended for resale.

* **For use on vegetable plants intended for resale only** including: Broccoli, Chinese Broccoli, Broccoli Raab, Brussels Sprouts, Cabbage, Chinese Cabbage, Cauliflower, Collards, Eggplant, Ground Cherry, Kale, Kohlrabi, Lettuce, Mustard Greens, Pepinos, Peppers, Potatoes, Rape Greens, Sorghum, Sugarbeets, Tomatillo and Tomato.

Application Instructions:

Apply Imida E-Pro 2 F – T&O Insecticide in sufficient water to provide adequate distribution in the treated area. Use of accurately calibrated equipment normally used for soil application of insecticides is required. Use equipment which will produce a uniform, coarse droplet spray, using a low pressure setting to eliminate off-target drift. Check calibration periodically to ensure that equipment is working properly.

NOTE: When making foliar applications to plants with hard-to-wet foliage such as holly, pine or ivy, use of a spreader/sticker is recommended.

Pest	Application Method	Application Rate	Specific Instructions
Adelgids Aphids Japanese beetle (adult) Lacebugs Leaf beetles (including elm and viburnum leaf beetles) Leafhoppers (including glassy-winged sharpshooter) Leafminers Mealybugs Sawfly larvae Thrips [†] Whiteflies	Foliar	1.7 fl. oz. (50 mL) per 100 gal. of water	Make applications prior to establishment of large pest populations and retreat as necessary. NOTE: Applying Imida E-Pro 2 F – T&O Insecticide foliarly after a soil application in the same crop is not recommended for resistance management purposes.
White grub larvae (such as Japanese beetle larvae, chafers, <i>Phyllophaga</i> spp., Asiatic garden beetle and Oriental beetle)	Broadcast	0.45 – 0.60 fl. oz. (13 to 17 mL) per 1000 sq. ft.	Mix the recommended amount of Imida E-Pro 2 F – T&O Insecticide in sufficient water to uniformly cover the area being treated using at least 2 gallons of water per 1000 sq. ft. For best results, incorporate the Imida E-Pro 2 F – T&O Insecticide into the upper soil profile by irrigating after the application is made.

[†] Suppression only.

IRRIGATION AND DRENCH APPLICATIONS

Imida E-Pro 2 F – T&O Insecticide may be applied to ornamental and vegetable plants in greenhouses, nurseries and interior plantscapes using soil drenches, micro-irrigation, drip irrigation, overhead irrigation, ebb and flood irrigation, or hand-held or motorized calibrated irrigation equipment.

Use Precautions:

- On plants with a production cycle of less than one year, application is not to exceed a frequency of more than once each 16 weeks for a particular plant. On stock plants and woody crops with a production cycle of greater than one year, application may not exceed once a year.

RECOMMENDED RATES AND INSTRUCTIONS FOR IRRIGATION AND DRENCH APPLICATIONS

Pests Controlled			
Adelgids	Leaf beetles (including elm and viburnum leaf beetles)	Root mealybugs ²	White grub larvae (such as Japanese beetle, Masked chafers, European chafer, Oriental beetle, Asiatic garden beetle)
Aphids	Leafhoppers (including glassy-winged sharpshooter)	Root weevil complex (such as Black vine weevil, Apopka weevil, Citrus root weevil)	Whiteflies
Armored scale (suppression)	Mealybugs	Soft scale	
Fungus gnat (larvae only) ¹	Psyllids	Thrips (suppression) ⁴	
Japanese beetles (adults)			
Lacebugs			

(see additional rates and instructions on next page)

RECOMMENDED RATES AND INSTRUCTIONS FOR IRRIGATION AND DRENCH APPLICATIONS				
Pests Controlled <i>(see listing on page 8 of this booklet)</i>				
Application Site		Recommended Rate		Application Instructions
Plants in Containers	Herbaceous Species including Vegetables ⁵ (one or two plants per pot)	Container Size (inches)	# of pots treated with 1.7 fl. oz. (50 mL)	Use sufficient water volume to wet most of the potting medium without loss of liquid through leaching. Irrigate moderately after application. To avoid loss of active ingredient due to leaching, do NOT allow leaching or runoff to occur for 10 days after application.
		2	3000	
		3	2000	
		4	1500	
		5	1200	
		6	1000	
		7	850	
		8	750	
		9	675	
		10	600	
		11	550	
		12	500	
	Woody Perennial Species or Herbaceous Species including Vegetables ⁵ (three or more plants per pot)	2	2000	
		3	1350	
		4	1000	
		5	800	
		6	650	
		7	550	
		8	500	
		9	450	
		10	400	
		11	350	
12	300			
Ornamental and Vegetable ⁵ Plants grown in Flats, Benches, or Beds		1.7 fl. oz. (50 mL) per 3000 sq. ft. Do NOT use less than 2 gallons of mixture per 1000 sq. ft.		Apply as a broadcast treatment and incorporate into the medium before planting or apply after plants are established. If application is made to established plants, optimum control will be attained if area is lightly irrigated after application. Do NOT allow leaching or runoff to occur for 10 days after application.
Containerized Plants	Container Size (gallons)	# of pots treated with 1.7 fl. oz. (50 mL)	For best results, make applications prior to egg hatch of the target pest. Apply in sufficient water to wet the potting medium. Irrigate moderately after application to move the active ingredient into the root zone.	
	1	340 to 244		
	2	280 to 210		
	3	220 to 165		
	5	160 to 110		
	7	100 to 75		
	10	60 to 45		
	15	40 to 30		
	20	20 to 15		

(see additional rates and instructions on next page)

RECOMMENDED RATES AND INSTRUCTIONS FOR IRRIGATION AND DRENCH APPLICATIONS

RECOMMENDED RATES AND INSTRUCTIONS FOR IRRIGATION AND DRENCH APPLICATIONS		
Pests Controlled White grub larvae (such as Japanese beetle, Masked chafers, European chafer, Oriental beetle, Asiatic garden beetle)		
Application Site	Recommended Rate	Application Instructions
Field and Forest Nurseries	1.7 fl. oz. (50 mL) per 1000 ft. of row or 3000 sq. ft. in a minimum spray volume of 2 gallons per 1000 square feet. In areas of turf, apply as a broadcast application using 1.35 – 1.7 fl. oz. (40 to 50 mL) per 3000 sq. ft. in a minimum spray volume of 2 gallons per 1000 square feet.	Vegetation in the area to be treated should be mowed to a height of 3 inches or less prior to application. Mowing to the lowest possible height will ensure greater consistency of control. Apply May through July. For best results, treatment should be followed by rainfall or irrigation.
<p>¹ Fungus gnat larvae in the soil will be controlled by drench or incorporation; Imida E-Pro 2 F – T&O Insecticide does not control adult fungus gnats. Other foliar insect control is achieved translocating the active ingredient up into the plant via the root system.</p> <p>² To control root mealybug, a thorough drenching of the containerized media is necessary. Use a rate of 1.7 fl. oz. (50 mL) in 150 gallons of water and be sure to obtain complete coverage while minimizing the amount of leachate.</p> <p>³ For control of citrus root weevil on non-bearing citrus nursery stock ONLY.</p> <p>⁴ Thrips on foliage only are suppressed, not in buds and flowers.</p> <p>⁵ For use on vegetable plants intended for resale only including: Broccoli, Chinese Broccoli, Broccoli Raab, Brussels Sprouts, Cabbage, Chinese Cabbage, Cauliflower, Collards, Eggplant, Ground Cherry, Kale, Kohlrabi, Lettuce, Mustard Greens, Pepinos, Peppers, Potatoes, Rape Greens, Sorghum, Sugarbeets, Tomatillo and Tomato.</p>		

RECOMMENDED RATES AND INSTRUCTIONS FOR NURSERY, GREENHOUSE AND INTERIORSCAPE PLANTS

RECOMMENDED RATES AND INSTRUCTIONS FOR NURSERY, GREENHOUSE AND INTERIORSCAPE PLANTS			
Pests Controlled			
Adelgids	Flatheaded borers (including bronze birch and alder borers)	Leafhoppers (including glassy-winged sharpshooter)	Royal palm bugs
Aphids	Japanese beetles (adults)	Leafminers	Sawfly larvae
Armored scale [†]	Lacebugs	Mealybugs	Soft scales
Black vine weevil larvae	Leaf beetles (including elm and viburnum leaf beetles)	Pine tip moth larvae	Thrips [†]
Eucalyptus longhorned borers		Psyllids	White grub larvae
			Whiteflies
Application Site	Recommended Rate	Application Instructions	
Trees NOTE: Application to trees already heavily infested may not prevent the eventual loss of the trees due to existing pest damage and tree stress.	0.1 – 0.2 fl. oz. (3 to 6 mL) per inch of trunk diameter (DBH)	<p>SOIL INJECTION – No Soil Injection Application allowed in Nassau or Suffolk counties of New York.</p> <p>GRID SYSTEM: Holes should be spaced on 2.5 ft. centers, in a grid pattern, extending to the drip line of the tree.</p> <p>CIRCLE SYSTEM: Apply in holes evenly spaced in circles, (use more than one circle dependent upon the size of the tree) extending in from the drip line of the tree.</p> <p>BASAL SYSTEM: Space injection holes evenly around the base of the tree trunk no more than 6 to 12 inches out from the base.</p> <p>Mix required dosage in sufficient water to inject an equal amount of solution in each hole. Maintain a low pressure and use sufficient solution for distribution of the liquid into the treatment zone. For optimum control, keep the treated area moist for 7 to 10 days. Do not use less than 4 holes per tree.</p>	

(see additional rates and instructions on next page)

RECOMMENDED RATES AND INSTRUCTIONS FOR NURSERY, GREENHOUSE AND INTERIORSCAPE PLANTS**Pests Controlled** (see listing on page 10 of this booklet)

Application Site	Recommended Rate	Application Instructions
Trees NOTE: Application to trees already heavily infested may not prevent the eventual loss of the trees due to existing pest damage and tree stress.	0.1 – 0.2 fl. oz. (3 to 6 mL) per inch of trunk diameter (DBH)	SOIL DRENCH: Remove plastic or any other barrier that will stop solution from reaching the root zone. Uniformly apply around the base of the tree, direct to the root zone as a drench in no less than 10 gallons of water per 1000 square feet.
Shrubs	0.1 – 0.2 fl. oz. (3 to 6 mL) per foot of shrub height	SOIL INJECTION – No Soil Injection Application allowed in Nassau or Suffolk counties of New York. Mix required dosage in sufficient water to inject an equal amount of solution in each hole. Using a minimum of 4 holes per shrub, apply to individual plants maintaining a low pressure and use sufficient solution for distribution of the liquid into the treatment zone. Keep the treated area moist for 7 to 10 days. SOIL DRENCH: Remove plastic or any other barrier that will stop solution from reaching the root zone. Uniformly apply around the base of the tree, direct to the root zone as a drench in no less than 10 gallons of water per 1000 square feet.
Flowers and Groundcover	0.45 – 0.60 fl. oz. (13 to 17 mL) per 1000 sq. ft.	Apply as a broadcast treatment and incorporate into the soil before planting or apply after plants are established. If application is made to established plants, optimum control will be attained if area is irrigated thoroughly after application.

† Suppression only of these species.

EBB AND FLOOD APPLICATIONS

Imida E-Pro 2 F – T&O Insecticide may be applied through Ebb and Flood applications. To assure accurate uptake it is recommended that prior to treatment, a minimum of 10 plants be brought up to a known field capacity and allowed to dry out for one or two days. Re-wet these plants to determine how much water on average each plant will absorb to return it to field capacity.

RECOMMENDED RATES AND INSTRUCTIONS FOR EBB AND FLOOD APPLICATIONS

Pests Controlled			
Adelgids	Leaf beetles (including elm and viburnum leaf beetles)	Root mealybugs ²	Whiteflies
Aphids	Leafhoppers (including glassy-winged sharpshooter)	Root weevil complex: (such as Apopka weevil, Black vine weevil, Citrus root weevil ³)	White grub larvae (such as Japanese beetle, Masked chafers, European chafer, Oriental beetle, Asiatic garden beetle)
Armored scales (suppression)	Leafminers	Soft scales	
Fungus gnats (larvae only) ¹	Mealybugs	Thrips (suppression) ⁴	
Japanese beetles (adults)	Psyllids		
Lacebugs			

(see additional rates and instructions on next page)

RECOMMENDED RATES AND INSTRUCTIONS FOR EBB AND FLOOD APPLICATIONS					
Pests Controlled <i>(see listing on page 11 of this booklet)</i>					
Application Site		Recommended Rate		Application Instructions	
Plants in Containers	Herbaceous Species including Vegetable Plants ⁵ (one or two plants per pot)	Container Size (inches)	mL per 100 Plants	To minimize the return back to the storage tank, keeping pot sizes uniform use the volume absorbed per plant (see test above) multiplied by the number of pots being treated. Add to this volume a required minimum to flood your smallest treatment area. Re-use the returned volume with subsequent irrigation or nutrients on the same plants.	
		2	1.6		
		3	2.5		
		4	3.3		
		5	4.2		
		6	5.0		
		7	5.9		
		8	6.6		
		9	7.4		
		10	8.3		
		11	9.0		
		12	10.0		
	Woody Perennials, Herbaceous Species including Vegetable Plants ⁵ (3 or more per pot)	Container Size (inches)	mL per 100 Plants		To minimize the return back to the storage tank, keeping pot sizes uniform use the volume absorbed per plant (see test above) multiplied by the number of pots being treated. Add to this volume a required minimum to flood your smallest treatment area. Re-use the returned volume with subsequent irrigation or nutrients on the same plants.
		2	2.5		
		3	3.7		
		4	5.0		
		5	6.3		
		6	7.7		
		7	9.1		
		8	10.0		
		9	11.1		
		10	12.5		
		11	14.3		
		12	16.7		

¹ Fungus gnat larvae in the soil will be controlled by drench or incorporation; Imida E-Pro 2 F – T&O Insecticide does not control adult fungus gnats. Other foliar insect control is achieved translocating the active ingredient up into the plant via the root system.

² To control root mealybug, a thorough drenching of the containerized media is necessary. Use a rate of 1.7 fl. oz. (50 mL) in 150 gallons of water and be sure to obtain complete coverage while minimizing the amount of leachate.

³ For control of citrus root weevil on non-bearing citrus nursery stock ONLY.

⁴ Thrips on foliage only are suppressed, not in buds and flowers.

⁵ **For use on vegetable plants intended for resale only** including: Broccoli, Chinese Broccoli, Broccoli Raab, Brussels Sprouts, Cabbage, Chinese Cabbage, Cauliflower, Collards, Eggplant, Ground Cherry, Kale, Kohlrabi, Lettuce, Mustard Greens, Pepsinos, Peppers, Potatoes, Rape Greens, Sorghum, Sugarbeets, Tomatillo and Tomato.

TURFGRASS

Imida E-Pro 2 F – T&O Insecticide will control soil-inhabiting pests in grassy areas such as home lawns, business and office complexes, shopping complexes, multi-family residential complexes, golf courses, airports, cemeteries, parks, playgrounds, and athletic fields and sod farms. The need for an application can be based on historical monitoring of the site, previous records or experiences, current season adult trapping or other methods. Applications may be made preceding the egg laying activity of the target pests and high levels of control may be achieved when applications are made preceding or during the egg laying period. For best results, make applications prior to egg hatch of the target pests, followed by sufficient irrigation or rainfall to move the active ingredient through the thatch.

Use Precautions:

- Applications must NOT exceed a total of 1.6 pt. (0.4 lb. of active ingredient) per acre per year.
- Keep children and pets off treated areas until dry.
- Do NOT apply through any type of irrigation system.
- Do NOT graze treated areas or use clippings from treated areas for feed or forage.
- Applications should NOT be made when grassy areas are waterlogged or the soil is saturated with water because adequate distribution of the active ingredient cannot be achieved when these conditions exist.
- Avoid runoff or puddling of irrigation water following application.
- Do NOT allow leachate to run out for the first 10 days after application or reduced efficacy may result.
- The treated grassy area must be in such a condition that the rainfall or irrigation will penetrate vertically in the soil profile.
- Avoid mowing treated areas until after sufficient rainfall or irrigation has occurred in order to maintain the uniformity of the application.

Application Instructions:

Apply Imida E-Pro 2 F – T&O Insecticide in sufficient water to provide adequate distribution in the treated area. Use of accurately calibrated equipment normally used for soil application of insecticides is required. Use equipment which will produce a uniform, coarse droplet spray, using a low pressure setting to eliminate off-target drift. Check calibration periodically to ensure that equipment is working properly.

Pest	Fluid Ounces per 1000 sq. ft.	Pints per Acre	Specific Instructions
Larvae of: Annual bluegrass weevil Asiatic garden beetle Billbugs Black turfgrass ateniuss Cutworms † European chafer Green June beetle Japanese beetle Northern masked chafer Oriental beetle <i>Phyllophaga</i> spp. Southern masked chafer	0.46 – 0.6 (14 to 17 mL)	1.25 – 1.60	Grubs, European crane fly, billbugs and annual bluegrass weevil: For best results make applications prior to egg hatch of the target pest. Chinchbugs: Make applications prior to the hatching of the first instar nymphs. Mole crickets: Make applications prior to or during the peak egg hatching period. When adults or large nymphs are present and actively tunneling, Imida E-Pro 2 F – T&O Insecticide should be accompanied by a curative insecticide. NOTE: For best results, the active ingredient must be moved through the thatch by irrigation or rainfall occurring within 24 hours after application.
Chinchbugs † Mole crickets	0.60 (17 mL)	1.60	
† Suppression only.			

ORNAMENTALS, GROUNDCOVERS AND INTERIOR PLANTSCAPES

Imida E-Pro 2 F – T&O Insecticide is a systemic insecticide that may be applied to ornamentals, groundcovers and interior plantscapes in and around industrial and commercial buildings and residential areas. The insecticide is translocated upward into the plant system and for best results must be placed where the growing portions of the target plant can absorb the active ingredient. When applicable, adding a fertilizer containing nitrogen into the spray solution may enhance plant uptake of Imida E-Pro 2 F – T&O Insecticide.

Ant Management Programs:

Imida E-Pro 2 F – T&O Insecticide may be used to limit the honeydew available as a food source for ant populations when controlling aphids, scale insects, mealybugs and other sucking pests on ornamentals. Imida E-Pro 2 F – T&O Insecticide applications may be supplemented with bait traps, residual sprays and other methods to further reduce the unwanted ant population.

Woody Perennials:

Protection in woody perennials is slower than in herbaceous species and a delay of 2 or more weeks should be expected, with longer delays for larger plants. Because of this, applications to woody perennials should be made well in advance of expected insect activity.

Bark Media:

Imida E-Pro 2 F – T&O Insecticide treatments to media with 30 – 50% or more bark content may confer a shorter period of protection.

Use Precautions:

- Keep children and pets off treated areas until dry.
- Do NOT apply through any type of irrigation system.
- Cover crops for soil building or erosion control may be planted at any time, but do not graze or harvest for food or feed. Do NOT graze treated areas or use clippings from treated areas for feed or forage.
- Do NOT apply Imida E-Pro 2 F – T&O Insecticide to soils that are waterlogged or saturated and avoid runoff or puddling of irrigation water following application.
- Do NOT allow leachate to run out for the first 10 days after application or reduced efficacy may result.
- Do NOT exceed a total of 1.6 pt./Acre per year (0.4 lb. AI/A).

FOLIAR AND BROADCAST APPLICATIONS

Imida E-Pro 2 F – T&O Insecticide may be applied as a broadcast or foliar application to trees (including non-bearing fruit and nut trees), shrubs, evergreens, flowers, foliage plants, groundcovers, interior plantscapes and vegetable plants intended for resale.

Application Instructions:

Apply Imida E-Pro 2 F – T&O Insecticide in sufficient water to provide adequate distribution in the treated area. Use of accurately calibrated equipment normally used for soil application of insecticides is required. Use equipment which will produce a uniform, coarse droplet spray, using a low pressure setting to eliminate off-target drift. Check calibration periodically to ensure that equipment is working properly.

NOTE: When making foliar applications to plants with hard-to-wet foliage such as holly, pine or ivy, use of a spreader/sticker is recommended.

Pest	Application Method	Application Rate	Specific Instructions
Adelgids Aphids Japanese beetle (adult) Lacebugs Leaf beetles (including elm and viburnum leaf beetles) Leafhoppers (including glassy-winged sharpshooter) Leafminers Mealybugs Sawfly larvae Thrips [†] Whiteflies	Foliar	1.5 fl. oz. (45 mL) per 100 gal. of water	Make applications prior to establishment of large pest populations and retreat as necessary. NOTE: Applying Imida E-Pro 2 F – T&O Insecticide foliarly after a soil application in the same crop is not recommended for resistance management purposes.
White grub larvae (such as Japanese beetle larvae, chafers, <i>Phyllophaga</i> spp., Asiatic garden beetle and Oriental beetle)	Broadcast	0.46 – 0.60 fl. oz. (14 to 17 mL) per 1000 sq. ft.	Mix the recommended amount of Imida E-Pro 2 F – T&O Insecticide in sufficient water to uniformly cover the area being treated using at least 2 gallons of water per 1000 sq. ft. For best results, incorporate the Imida E-Pro 2 F – T&O Insecticide into the upper soil profile by irrigating after the application is made.
[†] Suppression only.			

SOIL INJECTION AND DRENCH APPLICATIONS

Application Site	Recommended Rate	Application Instructions
Trees NOTE: Application to trees already heavily infested may not prevent the eventual loss of the trees due to existing pest damage and tree stress.	0.1 – 0.2 fl. oz. (3 to 6 mL) per inch of trunk diameter (DBH)	<p>SOIL INJECTION – No Soil Injection Application allowed in Nassau or Suffolk counties of New York.</p> <p>GRID SYSTEM: Holes should be spaced on 2.5 ft. centers, in a grid pattern, extending to the drip line of the tree.</p> <p>CIRCLE SYSTEM: Apply in holes evenly spaced in circles, (use more than one circle dependent upon the size of the tree) beneath the drip line of the tree extending in from that line.</p> <p>BASAL SYSTEM: Space injection holes evenly around the base of the tree trunk no more than 6 to 12 inches out from the base.</p> <p>Mix required dosage in sufficient water to inject an equal amount of solution in each hole. Maintain a low pressure and use sufficient solution for distribution of the liquid into the treatment zone. For optimum control, keep the treated area moist for 7 to 10 days. Do not use less than 4 holes per tree.</p> <p>SOIL DRENCH: Remove plastic or any other barrier that will stop solution from reaching the root zone. Uniformly apply around the base of the tree, direct to the root zone as a drench in no less than 10 gallons of water per 1000 square feet.</p>

(see additional rates and instructions on next page)

SOIL INJECTION AND DRENCH APPLICATIONS

Pests Controlled <i>(see listing on page 15 of this booklet)</i>		
Application Site	Recommended Rate	Application Instructions
Shrubs	0.1 – 0.2 fl. oz. (3 to 6 mL) per foot of shrub height	SOIL INJECTION – No Soil Injection Application allowed in Nassau or Suffolk counties of New York. Mix required dosage in sufficient water to inject an equal amount of solution in each hole. Using a minimum of 4 holes per shrub, apply to individual plants maintaining a low pressure and use sufficient solution for distribution of the liquid into the treatment zone. Keep the treated area moist for 7 to 10 days. SOIL DRENCH: Remove plastic or any other barrier that will stop solution from reaching the root zone. Uniformly apply around the base of the tree, direct to the root zone as a drench in no less than 10 gallons of water per 1000 square feet.
Flowers and Groundcover	0.46 – 0.60 fl. oz. (14 to 17 mL) per 1000 sq. ft.	Apply as a broadcast treatment and incorporate into the soil before planting or apply after plants are established. If application is made to established plants, optimum control will be attained if area is irrigated thoroughly after application.

* Suppression only of these species.

POME FRUIT IN AND AROUND RESIDENTIAL AREAS

Apple, Crabapple, Loquat, Mayhaw, Pear (including Oriental pear), Quince

- Pre-Harvest Interval (PHI): 7 days
- Reapplication Interval: At least 10 days
- Maximum Applications per Year: 5
- Do NOT apply through any type of irrigation system.

Pest	Fluid Ounces per 100 Gal.	Fluid Ounces per Acre [†]	Specific Instructions
Aphids (except woolly apple aphid) Leafhoppers (including glassy-winged sharpshooter) Leafminer Mealybugs [‡] San Jose scale [‡]	1.5 (45 mL)	6.0	Apply as a foliar spray as needed after petal-fall is complete. Rosy apple aphid: Apply prior to leaf rolling caused by the pest. Leafhopper: For late season (preharvest) control apply while most leafhoppers are in the nymphal stage. Leafminer: Make first application as soon as petal-fall is complete for control of first generation, with best results occurring when the application is made at the earliest possible time. For succeeding generations, best results occur when applications are made early in the adult flight against egg and early instar larvae. If generations are overlapping or severe pressure continues, a second application may be necessary after 10 days. A single application may result in suppression only. NOTE: Imida E-Pro 2 F – T&O Insecticide will not control late stage larvae. Mealybug: For best results be sure to have good spray coverage of the trunk and scaffolding limbs or other nesting sites. San Jose scale: Time applications to the crawler stage and treat each generation.

[†] Not permitted for control on pears in California.

[‡] The amount of Imida E-Pro 2 F – T&O Insecticide required per acre depends on tree size and volume of foliage. The listed rate per acre is based on a standard of 400 gallons of dilute spray per acre for large trees.

PECANS IN AND AROUND RESIDENTIAL AREAS

NOT PERMITTED IN CALIFORNIA unless otherwise directed by supplemental labeling.

- Reapplication Interval: At least 10 days
- Maximum Applications per Year: 3
- Maximum Imida E-Pro 2 F – T&O Insecticide allowed per Year: 18 fluid ounces/Acre
- Do NOT apply through any type of irrigation system.

Pest	Fluid Ounces per 100 Gal.	Fluid Ounces per Acre †	Specific Instructions
Yellow pecan aphid Black margined aphid Pecan leaf phylloxera Pecan spittlebug Pecan stem phylloxera	1.5 (45 mL)	6.0	Apply as a foliar spray as pest pressure builds but before infestation is extremely heavy. Two applications at a 10 – 14 day interval may be required to achieve control. For best results, thorough and uniform coverage is necessary. Coverage may be improved through the use of an organosilicone-based spray adjuvant.
† The amount of Imida E-Pro 2 F – T&O Insecticide required per acre depends on tree size and volume of foliage. The listed rate per acre is based on a standard of 400 gallons of dilute spray per acre for large trees.			

GRAPES IN AND AROUND INDUSTRIAL AND COMMERCIAL BUILDINGS AND RESIDENTIAL AREAS

- Reapplication Interval: At least 14 days
- Maximum Imida E-Pro 2 F – T&O Insecticide allowed per Year: 6 fluid ounces/Acre
- Do not apply through any type of irrigation system.

Pest	Fluid Ounces per 100 Gal.	Fluid Ounces per Acre	Specific Instructions
Leafhoppers (including glassy-winged sharpshooter) Mealybugs	1.5 (45 mL)	3.0 (90 mL/A)	Apply as a foliar spray using 200 gallons of water per acre.

STORAGE AND DISPOSAL

Do not contaminate water, food, or feed by storage or disposal.

PESTICIDE STORAGE: Store in cool, dry place and in such a manner as to prevent cross contamination with other pesticides, fertilizers, food and feed. Store in original container and out of the reach of children, preferably in a locked storage area.

PESTICIDE DISPOSAL: Wastes resulting from the use of this product may be disposed of on site or at an approved waste disposal facility.

CONTAINER DISPOSAL: Triple rinse (or equivalent). Then offer for recycling or reconditioning, or puncture and dispose of in a sanitary landfill, or incineration, or, if allowed by state and local authorities, by burning. If burned, stay out of smoke.

CONDITION OF SALE AND LIMITATION OF WARRANTY AND LIABILITY

NOTICE: Read the entire Directions for Use and Conditions of Sale and Limitation of Warranty and Liability before buying or using this product. If the terms are not acceptable, return the product at once, unopened, and the purchase price will be refunded.

The Directions for Use of this product should be followed carefully. It is impossible to eliminate all risks inherently associated with the use of this product. Ineffectiveness or other unintended consequences may result because of such factors as manner of use or application, weather, presence of other materials or other influencing factors in the use of the product, which are beyond the control of Etigra, LLC or Seller. All such risks shall be assumed by Buyer and User, and Buyer and User agree to hold Etigra, LLC and Seller harmless for any claims relating to such factors.

Etigra, LLC warrants that this product conforms to the chemical description on the label and is reasonably fit for the purposes stated in the Directions for Use, subject to the inherent risks referred to above, when used in accordance with directions under normal use conditions. This warranty does not extend to the use of this product contrary to label instructions, or under abnormal conditions or under conditions not reasonably foreseeable to or beyond the control of Seller or Etigra, LLC, and Buyer and User assume the risk of any such use. **ETIGRA, LLC MAKES NO WARRANTIES OF MERCHANTABILITY OR OF FITNESS FOR A PARTICULAR PURPOSE NOR ANY OTHER EXPRESS OR IMPLIED WARRANTY EXCEPT AS STATED ABOVE.**

To the extent allowed by state law, neither Etigra, LLC or Seller shall be liable for any incidental, consequential or special damages resulting from the use or handling of this product. **THE EXCLUSIVE REMEDY OF THE USER OR BUYER, AND THE EXCLUSIVE LIABILITY OF ETIGRA, LLC AND SELLER FOR ANY AND ALL CLAIMS, LOSSES, INJURIES OR DAMAGES (INCLUDING CLAIMS BASED ON BREACH OF WARRANTY, CONTRACT, NEGLIGENCE, TORT, STRICT LIABILITY OR OTHERWISE) RESULTING FROM THE USE OR HANDLING OF THIS PRODUCT, SHALL BE THE RETURN OF THE PURCHASE PRICE OF THE PRODUCT OR, AT THE ELECTION OF ETIGRA, LLC OR SELLER, THE REPLACEMENT OF THE PRODUCT.**

Etigra, LLC and Seller offer this product, and Buyer and User accept it, subject to the foregoing Conditions of Sale and Limitation of Warranty and Liability, which may not be modified except by written agreement signed by a duly authorized representative of Etigra, LLC.

Actara®, Centric®, and Platinum® are trademarks of a Syngenta Group Company.

Assail® is a trademark of Nippon Soda Co., Ltd.

Admire®, Merit®, Calypso®, Leverage® and Trimax™ are trademarks of Bayer.

Intruder™ is a trademark of E.I. duPont de Nemours and Company.

Marathon® is a trademark of Olympic Horticultural Products.

Etigra® is a trademark of Etigra.

Imida E-Pro 2F – T&O Insecticide is not manufactured or distributed by Bayer Environmental Science, seller of Merit®.

Imida E-Pro 2F – T&O Insecticide is not manufactured or distributed by Olympic Horticultural Products, seller of Marathon®.

EPA 20070209

REV 0208-450311

Imida E•Pro 2 F

T&O Insecticide

Systemic and foliar insect control in turfgrass, on fruit and nut trees, on ornamental and vegetable plants in greenhouses, nurseries and interior plantscapes

ACTIVE INGREDIENT:
 Imidacloprid: 1-[(6-Chloro-3-pyridinyl)methyl]-N-nitro-2-imidazolidinimine 21.4%
OTHER INGREDIENTS: 78.6%
TOTAL: 100.0%
 Contains 2 pounds of imidacloprid per gallon.

KEEP OUT OF REACH OF CHILDREN CAUTION

PRECAUCION AL USUARIO: Si usted no puede leer o entender inglés, no use este producto hasta que la etiqueta le haya sido explicada ampliamente.
(TO THE USER: If you cannot read or understand English, do not use this product until the label has been fully explained to you.)

FIRST AID	
If swallowed:	<ul style="list-style-type: none"> • Call a poison control center or doctor immediately for treatment advice. • Have person sip a glass of water if able to swallow. • Do not induce vomiting unless told to do so by the poison control center or doctor. • Do not give anything by mouth to an unconscious person.
If inhaled:	<ul style="list-style-type: none"> • Move person to fresh air. • If person is not breathing, call 911 or an ambulance, then give artificial respiration, preferably by mouth-to-mouth, if possible.
If on skin or clothing:	<ul style="list-style-type: none"> • Take off contaminated clothing. • Rinse skin immediately with plenty of water for 15-20 minutes. • Call a poison control center or doctor for treatment advice.
If in eyes:	<ul style="list-style-type: none"> • Hold eye open and rinse slowly and gently with water for 15-20 minutes. • Remove contact lenses, if present, after the first 5 minutes, then continue rinsing eye. • Call a poison control center or doctor for treatment advice.
HOT LINE NUMBER	
Have the product container or label with you when calling a poison control center or doctor, or going for treatment. You may also contact 1-800-424-9300 for emergency medical treatment information.	
NOTE TO PHYSICIAN	
No specific antidote is available. Treat the patient symptomatically.	

Net Contents: 1 Gallon (3.785 Liters)

PEEL HERE TO OPEN

ETIGRA
 Manufactured for:
 Etigra, LLC
 2214 Hwy 44 West
 Inverness, FL 34453

See inside label booklet
 for additional **PRECAUTIONARY STATEMENTS**

EPA Reg. No. 81959-22
 EPA Est. No. indicated by the 8th digit
 of the batch number on this package.
 (A) = 4-NY-001; (C) = 5905-GA-001;
 (F) = 53883-TX-002; (G) = 67545-AZ-001;
 (M) = 51036-GA-001; (P) = 34704-MS-002

PF-33549 ■ BLACK

PROOF

THIS PROOF IS TO BE CHECKED FOR ACCURACY

Please review and approve **Text, Spelling, Copy Placement, Size, Shape, Colors, Unwind, and Dieline.**
Authorized signature accepts responsibility for accuracy of all copy, color break and artwork. Cimarron Label is not liable for any discrepancies subsequently identified.

PLEASE NOTE: Due to color variance between printers/monitors, the colors represented by this proof cannot be deemed accurate. Please refer to a color matching system such as the Pantone Matching System for a truer representation of spot colors. **THIS PROOF IS NOT ACCURATE FOR COLOR-MATCH.**

WE CANNOT PROCESS THIS ORDER WITHOUT AN AUTHORIZED SIGNATURE

ARTWORK IS APPROVED

REVISED PROOF NEEDED

Signed _____

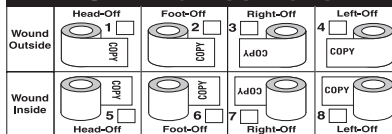
Date _____

Please Return To: _____



4201 North Westport Avenue, Sioux Falls, South Dakota 57107
 Phone: (605) 978-0451 • Fax: (605) 978-0463

Please indicate the correct unwind position
Unwind Positions



PROOF DATE: February 12, 2008

CUSTOMER: ETIGRA

JOB NUMBER: 33549

LABEL SIZE: 5.0" x 5.5"

LEAFLET FLAT SIZE: 5.0" x 9.5"

LEAFLET FOLDED SIZE: 5.0" x 4.75"

LABEL COLORS: BLACK
PATTERN VARNISH

LEAFLET "IN" COLORS: BLACK

LEAFLET "OUT" COLORS: BLACK PMS 375
PMS 7540 PMS 7470

dieline does not print